

ACT 470 Advanced EMI / Noise Filters



▶ ACT 470 EMI / Noise Filter Family are part of a full facility solution that focus is cleaning up medium and high frequency noise (above 1 kHz) on the power line generated by your electrical and electronic equipment. With the dramatic increase in use of energy saving devices like Variable Speed Drives, Switching Power Supplies and even Electronic Ballast, these sensitive devices not only need clean power to operate properly but create a tremendous amount of power pollution that degrades the life of all electrical devices connected to the facility (See IEEE Ballast White Paper). These filters have shown to reduce a facility electrical maintenance by over 70% (see Wal-Mart White Paper). Normally these power filters are installed inside the ACT 471 and ACT 455 Surge Protection Devices but they are also available as a Wall Mounted Stand Alone Product for locations that have already installed surge protection. The ACT 470 Filters are normally installed in any commercial or industrial application at the front of the building at the Service Entrance and downstream on any lighting panels or any power panel feeding computers.

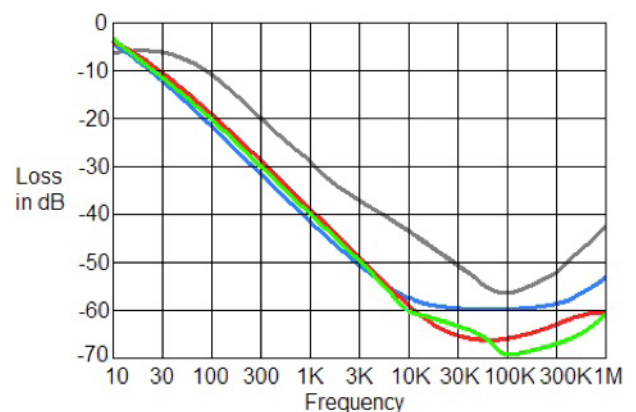
The ACT 470 Advanced EMI/Noise Filter (Red and Green) using NEMA LS-1 1992, out performs all other competitors for parallel connected filters in its class. Power filtering has shown to reduce all facility electrical maintenance and improve power delivery to the loads (which lowers electricity usage).

Unlike other manufacturers who treat power filtering as a "Check Box" solution and only provide a low energy small polypropylene capacitor, ACT uses large oil filled motor start filter capacitors that not only outperform, but has the strength to filter out even the worst noise environments.

While the Advanced Filter is designed to fit in the ACT 471 and ACT 455 Surge Protection Product family, The Advanced Filter also comes in two mechanical styles, Wall Mount and OEM (which is designed to install inside another manufacturer Enclosure) , both to be used by itself as a self-contained product.

▶ FEATURES AND BENEFITS

- **Lower Facility Maintenance Costs** – Filter extends the life of all electrical and electronic products by scrubbing out power pollution from the power line.
- **Cleaner Power Means Lower Electricity Usage** – Filter removes unwanted medium and high frequency noise pollution for electrical wires. This means lower energy loss at transformers and motors.
- **Fast Transient Response** – Filter capacitors react in less than 1 nanosecond to a quick change in voltage (i.e. transient surges)
- **Greater Noise Rejection than other filters** - Greater than -45 dB noise rejection from 3 kHz – 1 MHz
- **Status Good Indicator Light** – Green light tells you if unit is still working within specification
- **2 year Warranty**



Red & Green represent ACT 470 performance when compared to other filter manufacturers.

ACT 470 Advanced EMI / Noise Filters

PART NUMBER	DESCRIPTION
ACT 470-120-200	120V Single Phase, -50 dB Heavy duty Noise Filter per module, Wall mounted in a NEMA 12 painted steel enclosure
ACT 470-120S-200	120/240 V Split Phase, -50 dB Heavy duty Noise Filter per module, Wall mounted in a NEMA 12 painted steel enclosure
ACT 470-120Y-200	120/208 V Split Phase, -50 dB Heavy duty Noise Filter per module, Wall mounted in a NEMA 12 painted steel enclosure
ACT 470-277Y-200	277/480 V Split Phase, -50 dB Heavy duty Noise Filter per module, Wall mounted in a NEMA 12 painted steel enclosure
ACT 470-480D-200	277/480 V Split Phase, -50 dB Heavy duty Noise Filter per module, Wall mounted in a NEMA 12 painted steel enclosure

TECHNICAL INFORMATION

STANDARDS MET

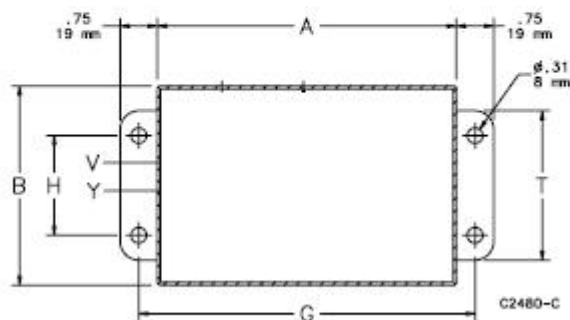
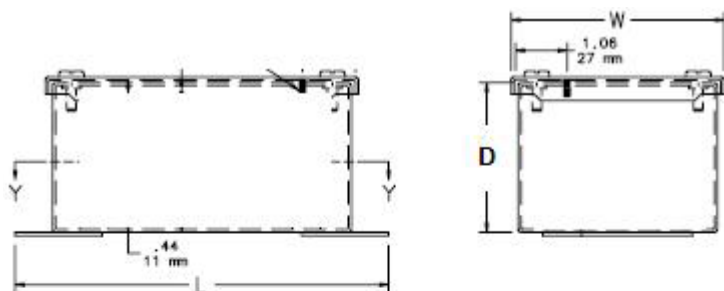
- Safety – designed to meet UL1283
- NEMA LS-1 1992 EMI/Noise Tested
- ANSI /NFPA 70 National Electrical Code
- 3rd Party Performance Tested

MECHANICAL SPECIFICATIONS

Dimensions	7.5"H x 6.28"W x 4"D
Weight	7.5 lbs
Wall Mounted Enclosure	NEMA 12 Painted Steel
OEM Enclosure	Plastic

ELECTRICAL SPECIFICATIONS

Connection Method	Parallel
Filter Modes	L-N, L-G, L-L* (* Voltage dependant)
Pre-Wired	24" stranded #10 AWG
Status Indicator	Green LED indicates if filter is good
Breaker (optional)	15 amp resettable breaker



ENCLOSURE DIM L = 7.5" W= 6.28" D = 4"
MOUNTING G = 6.75" H = 4.0"